
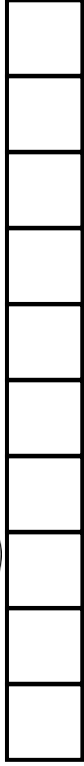

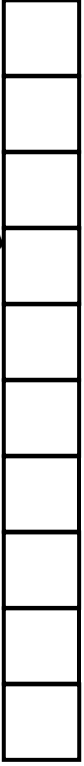

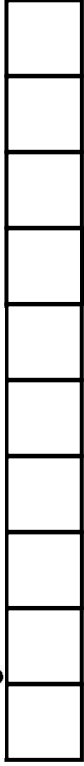
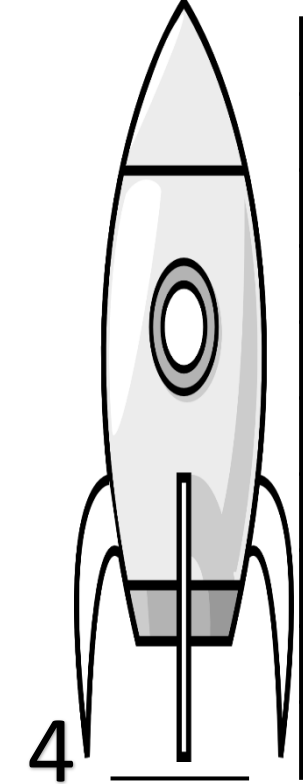
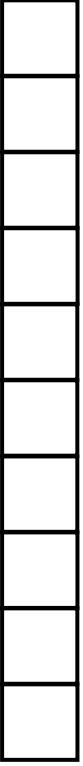

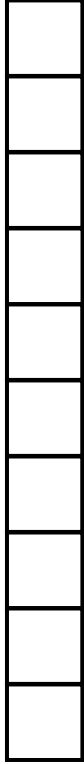

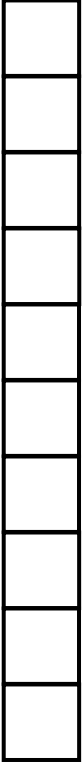




Hér fyrir neðan eru nokkrar misstórar myndir og mælistika við hliðina á hverri. Litaðu reitina á mælistikunni þannig að það verði jafnstórt og hver mynd. Skrifaðu svo neðst á blaðsíðuna stærðarröðina með því að setja númer myndarinnar á línuna og byrjaðu á stærstu myndinni. Hver reitur er einn cm. svo þú getur líka notað cm. kubba, raðað þeim á reitina og tengt þá saman. Litaðu svo myndirnar.

1   2   3   4  

5   6   7   8 